

The background is a vibrant teal color with abstract, painterly textures. A large, solid teal circle is centered on the page. In the top left, there's a lighter teal circular shape. On the right side, there are three vertical, rounded rectangular shapes with diagonal stripes. In the bottom left, there's a cluster of brown, fish-like shapes. At the bottom center, there's a white logo for 'ekidz'.

ALL ABOUT BAPTISM

A Conversation Guide for Kids and Parents





TABLE OF CONTENTS

A NOTE TO PARENTS	4
HOW TO USE THIS BOOKLET	5
PART 1: LAYING THE FOUNDATION	7
The ABCs	8
Faith	11
Forgiveness	13
Salvation	15
PART 2: UNDER THE SURFACE	18
Baptism Trivia!	19
Baptism Trivia Answer Key	20
What Is Baptism?	21
Baptism Word Search	24
PART 3: NEXT STEPS	25
Am I Ready?	26
What Should I Do If I'm Ready?	29
What Will It Be Like?	33
My Story	36
PART 4: A NEW LIFE	38
What Happens After Baptism?	39
One Last Thing For Kids	42
One Last Thing For Parents	44
Ready For An Interview?	47

A NOTE TO PARENTS

It's a big moment when kids start to ask questions about baptism! As parents, you not only get a front-row seat to see your kids grow in their relationship with Jesus, but you also get to play a crucial role in helping them understand what baptism and following Jesus mean.

This booklet is designed to help you have meaningful conversations with your child about the big things God is doing in their life. It contains explanations of essential Biblical truths, questions for you and your child, and Bible verses to help explain baptism and its importance. Don't worry, you don't have to be a Bible scholar to do this!

As you work through the booklet together, you'll discover if your child understands the reason for baptism and the meaning of their decision to follow Jesus. By the end, you'll know if they're ready to be baptized and take the next step in their personal faith.

Choosing to follow Jesus and be baptized is an incredibly personal decision, and there's no time limit on the growing and learning process! The important thing to remember is you are your child's greatest source of support and guidance. Patience is key, both with your child and yourself. They might ask questions you don't have the answers to. When in doubt, always turn to prayer and the Bible, and connect with a staff member on your campus if you need help!

HOW TO USE THIS BOOKLET

Parents, here are a few things to keep in mind as you work through this booklet:

1 **Schedule it!**

Set a time each day for you and your child to go through the booklet together. (e.g, at bedtime, in the morning, right after dinner, etc.) Being intentional with your time will help you stick to it and eliminate distractions. Guard your time, but make sure to have fun!

2 **Lead it!**

This booklet provides an opportunity for you to guide your child and help them learn more about what baptism and following Jesus truly mean. Don't be afraid to lead your child into the readings and activities, but make sure they're understanding and engaging with the content in their own way.

3 **Be prepared!**

Read through each section on your own first. Grab all the supplies you might need before you sit down with your child. (Pencil or pen, Bible, and extra paper if needed.)

4

Take your time!

Enjoy the process of reading verses and answering questions with your child. Use this as a way to make talking about God and the Bible a regular part of your family rhythm.

5

Keep it consistent!

There are four major sections in this book. Some focus more on content and reading, while others are more activity-based. We suggest working through one section at a time, or, if you need shorter sessions, half a section at a time. Don't get overwhelmed by trying to read it all in one sitting — just take it step-by-step.

6

Pray together!

Ask God to help you have fun learning together and to create great memories along the way.

The background is a solid teal color. In the top-left corner, there is a circular graphic with a white border and a pattern of teal, semi-circular shapes. In the bottom-right corner, there are several thin, white, wavy lines that resemble a fingerprint or a stylized wave pattern.

PART 1

LAYING THE FOUNDATION

The background is a solid teal color. In the top right corner, there is a white wavy line that curves downwards, with several orange brushstroke-like shapes trailing off to the right. In the bottom left corner, there are several concentric white spiral lines. The text is centered in the middle of the page.

THE ABCs

PART 1: LAYING
THE FOUNDATION

PARENTS: Has your child ever given their life to Christ, or maybe they don't understand what that decision means? You can use the ABCs below to help you work through any uncertainty or confusion they might have. These are three knowledge-based actions that can help kids understand what it means to have a relationship with Jesus.

A - Admit you need Jesus.

We all need Jesus, and we all need His sacrifice to save us from our sins. Admitting we need Him can be hard because we think we can do things on our own, but without God, we would never be able to overcome our sin!

“For all have sinned and fall short of the glory of God.”

Romans 3:23

B - Believe that Jesus is the only way to heaven.

Jesus lived a perfect life! He died on the cross to pay the penalty for our sins so we could spend eternity in heaven with Him.

“Jesus answered, “I am the way and the truth and the life. No one comes to the Father except through me.””

John 14:5-6

C - Choose to follow Jesus.

When you choose to follow Jesus, you're asking Him to forgive your sins and be the leader of your life. This is the biggest decision you could ever make, and God will use it to change your life forever!

“For it is by believing in your heart that you are made right with God, and it is by openly declaring your faith that you are saved.” **Romans 10:10**

Now, let's take a look at three other foundational truths that are directly tied to the ABCs — faith, forgiveness, and salvation!

The background is a solid teal color. In the top right corner, there is a white wavy line that curves downwards and to the right, with several orange brushstroke-like shapes trailing behind it. In the bottom left corner, there are several concentric white spiral lines. The word "FAITH" is centered in the middle of the page in a bold, white, sans-serif font.

FAITH

Believe that Jesus is the only way to heaven.

PART 1: LAYING
THE FOUNDATION

Faith is the foundation of our relationship with God. When we have faith in Jesus, that means we believe He is who He says He is: the Son of God who died to forgive our sins and was raised from the dead three days later!

Paul explains the importance of faith in **Ephesians 2:8-9**:

“For it is by grace you have been saved, through faith—and this is not from yourselves, it is the gift of God—not by works, so that no one can boast.”

Jesus’ death on the cross paid for our sins, but salvation requires something from us too — in order to be saved and follow Jesus, we have to believe He died for us and forgave our sins. This faith is the first step: When you express your belief in God on your own, then you know He is working in your life.

For more about faith, check out **John 3:16** and **Acts 4:11-12**.

Discuss these questions together:

- 1** What are some things you believe in, even though you can’t see them?
- 2** Why did Jesus die?
- 3** Do you believe Jesus is God’s Son?

The background is a solid teal color. In the top right corner, there is a white line that curves downwards and then back up, with several orange, brush-stroke-like shapes extending from it. In the bottom left corner, there are several concentric white spiral lines.

FORGIVENESS

Admit you need Jesus.

**PART 1: LAYING
THE FOUNDATION**

Sometimes it's hard to understand what we need to be forgiven for, even if we've already said a prayer to be saved. So, before making the decision to follow Jesus, we should understand what sin is and why we need God's forgiveness.

Sin is anything we think, say, or do that disobeys God, and the Bible says we've all sinned. In **Genesis 3**, Adam and Eve were the first ones to sin, disobeying God by eating fruit from the forbidden tree. Everyone who has ever lived has sinned and needs forgiveness from God. **Ephesians 1:7** explains how God forgave our sins:

“He is so rich in kindness and grace that he purchased our freedom with the blood of his Son and forgave our sins.”

Sin requires forgiveness, which has been freely offered to us through the grace of God! For more about forgiveness, check out **Colossians 1:13-14** and **1 John 1:9**.

Discuss these questions together:

- 1 Has everyone sinned? Even you? Even really nice people?
- 2 What did Jesus do to forgive our sins?
- 3 Will God forgive us if we trust Jesus to save us? Why?

The background is a solid teal color. In the top right corner, there is a white wavy line that curves downwards and to the right, with several orange brushstroke-like shapes along its path. In the bottom left corner, there are white concentric spiral lines. The text is centered on the page.

SALVATION

Choose to follow Jesus.

PART 1: LAYING
THE FOUNDATION

Salvation and baptism are two different things. Salvation is the decision to follow Jesus, while baptism is showing people you've made that decision. Salvation happens the moment you decide to believe Jesus is the Son of God, admit you need Him to be your Savior, and follow Him through your words and actions. From that moment on, you are a Christian!

Ephesians 4:32-5:2 tells us how to follow Jesus:

“Be kind and compassionate to one another, forgiving each other, just as in Christ God forgave you. Follow God’s example, therefore, as dearly loved children and walk in the way of love, just as Christ loved us and gave himself up for us as a fragrant offering and sacrifice to God.”

Choosing to follow Jesus means living a life that follows His example in the Bible. As Christians, we should do our best to be like Jesus, but we should also remember He's perfect and we're not! Even after you become a Christian, you're going to make mistakes. The important thing is that you continue to follow Him, even when you mess up. Placing our faith in Jesus isn't an event — it's a practice. Salvation is a decision we make one time, but following Jesus is a choice we make every day!

For more on salvation, check out **Galatians 2:20** and **1 Peter 3:21**.

Discuss these questions with your child:

- 1** What does it mean to be saved?
- 2** Was Jesus perfect?
- 3** Why is it important to live how Jesus lived?

The background is a solid orange color. In the top-left corner, there is a circular inset showing a close-up of a fingerprint with orange-colored ridges. In the bottom-right corner, there are several white, concentric, wavy lines that resemble a fingerprint or a topographic contour map.

PART 2

UNDER THE SURFACE



BAPTISM TRIVIA!

Before we dive into baptism, let's see what you already know about it. Don't worry, it's not an actual test! This is just a little quiz to help you get a better idea of what baptism is.

Directions: Are the statements below true or false? Read each sentence, then circle your answer. For the answer key, check out the next page!

- 1** True or false: You have to be baptized to be a Christian.
- 2** True or false: Baptism involves getting dunked in water.
- 3** True or false: Jesus was baptized in the Bible.
- 4** True or false: You become saved when you get baptized.
- 5** True or false: Baptism is only mentioned a couple of times in the Bible.

BAPTISM TRIVIA

ANSWER KEY

1. **False!** You can ask Jesus to be your Savior and come into your life without being baptized.
2. **True!** Usually people are baptized by being lowered into and raised out of a body of water, which is a symbol of Jesus' death and resurrection.
3. **True! Matthew 3:13-17, Mark 1:9-11, and Luke 3:21-22** all talk about Jesus being baptized by His cousin, John the Baptist.
4. **False!** You are saved when you **admit** you're a sinner, **believe** Jesus was God's Son who died to forgive our sins, and **choose** to live your life for Jesus.
5. **False!** Baptism is actually mentioned in more than 70 verses in the New Testament!

The background is a solid orange color with a subtle, organic texture. In the top right corner, there is a white, wavy, abstract shape that resembles a stylized figure or a splash. In the bottom left corner, there are several concentric white circles and a spiral line, also in a white color. The text is centered in the middle of the page.

WHAT IS BAPTISM?

PART 2: UNDER
THE SURFACE

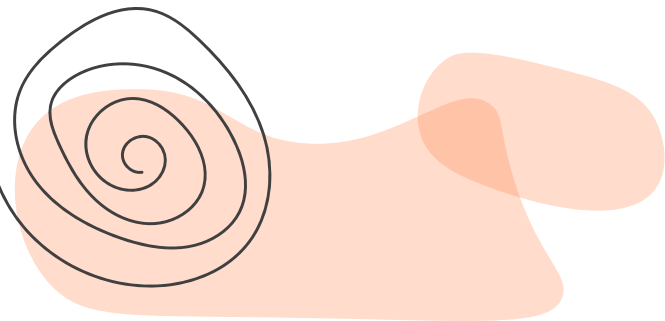
Baptism is what we do to show everybody we've decided to follow Jesus. When we're baptized, we are obeying the commandment Jesus gave His disciples.

“Therefore, go and make disciples of all the nations, baptizing them in the name of the Father and the Son and the Holy Spirit. Teach these new disciples to obey all the commands I have given you. And be sure of this: I am with you always, even to the end of the age.”

Matthew 28:19-20

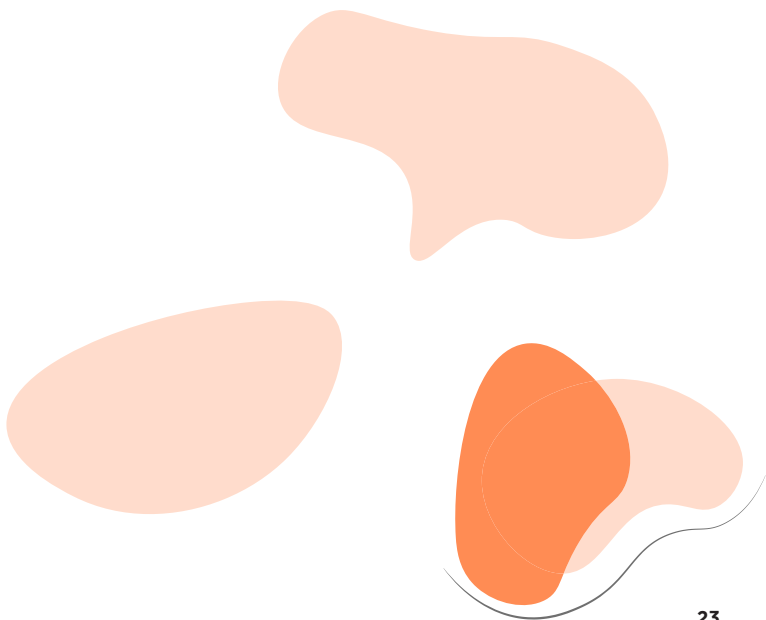
Baptism is like painting a picture for everyone to see. It's a picture of Jesus' death, burial, and resurrection, and a picture of our decision to believe that and follow Him. **Romans 6:4** explains it this way:

“For we died and were buried with Christ by baptism. And just as Christ was raised from the dead by the glorious power of the Father, now we also may live new lives.”



When we're standing in the water, it's a picture of Jesus dying on the cross for us. When we go under the water, it's a picture of Jesus being sealed in the tomb after He died. And when we come up out of the water, it's a picture of Jesus being raised from the dead on the third day.

When we're baptized, it identifies us with Christ — it shows everyone we're on God's team. Think about it this way: When you wear a baseball cap, a school t-shirt, or your favorite sports team gear, you're telling people you're loyal to that team or school. So, when you're baptized, you're showing everyone you're loyal to Jesus!



KIDS ONLY

BAPTISM WORD SEARCH!

Directions: Can you find all the words from the list below?
Words are hidden vertically ↓, horizontally ↔, and diagonally ↘.



Admit Baptism Believe Choose Disciple Faith
Forgiveness God Jesus Life Raise Resurrection
Salvation Spirit Water



PART 3

NEXT STEPS





AM I READY?

PART 3: NEXT STEPS

KIDS ONLY

Directions: Put a check next to each statement you agree with to see if you might be ready to be baptized!

- I believe Jesus is God's Son.
- I know I am a sinner and need forgiveness.
- I believe Jesus died on the cross to forgive my sins.
- I have asked Jesus to forgive my sins.
- I have decided to follow Jesus and live like He did in the Bible.

If you answered “yes” to all of these statements, then you're ready to be baptized!

PARENTS: If your child answered “no” to any sentence above, read through the verses on the following page together and discuss any questions your child still has. Check off the verses you've read as you work through them. The goal here isn't to rush into baptism, but to make a decision over time and with understanding.

1 Who Jesus is:

- Matthew 3:13-17**
- 1 John 5:6-8**
- Matthew 16:13-20**

2 Why we need forgiveness:

- Romans 3:23**
- 1 John 1:8**
- Ephesians 2:1-3**

3 What Jesus did for us:

- Romans 5:8**
- 1 Peter 3:18**
- 1 John 2:2**

4 Asking for forgiveness:

- Romans 6:23**
- 1 John 1:9**
- Acts 2:38**

5 Following Jesus:

- 1 Peter 2:21**
- John 12:26**
- Mark 8:34-36**

The background is a solid purple color. In the top right corner, there is a white line drawing of a wavy shape, possibly a path or a stylized figure, with several grey brushstroke-like marks along its lower edge. In the bottom left corner, there is a white line drawing of a spiral or concentric circles, also with grey brushstroke-like marks. The text is centered in the middle of the page.

WHAT SHOULD I DO IF I'M READY?


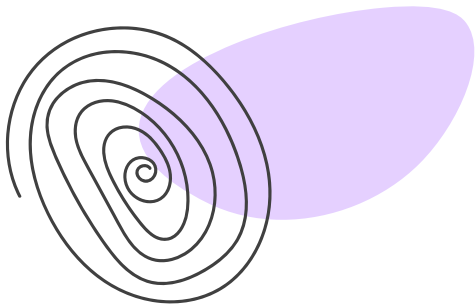
PART 3: NEXT STEPS

FOR KIDS

If you think you're ready to be baptized, talk to the person going through this guide with you. They'll help you figure out what your next steps should be.

If there's anything you're nervous or worried about, you can also talk to God about it! Here's a prayer you can say to start your conversation:

Lord, thank You for working in my life. I believe You sent Your Son to die for me and forgive my sins. Please guide me and help me continue to learn about You as I follow You every day. In Jesus' name, amen.



FOR PARENTS


At the end of this booklet, you'll find a QR code to scan, which will take you to a web page where you can sign your child up for a baptism interview. In this conversation, your child will meet with your campus eKidz Director and be asked a few questions about Jesus and their faith to make sure they're ready to be baptized. Once your child has gone through the interview, you'll know whether or not to sign them up for baptism!



KIDS ONLY

Activity: Draw It Out!

In the space below, draw three things that remind you of baptism. They could be things like water, Jesus' resurrection, or even someone in your life who loves Jesus!





WHAT WILL IT BE LIKE?

PART 3: NEXT STEPS

KIDS ONLY

If you're nervous about getting baptized, that's okay! A lot of people usually are. The good thing is, getting baptized is the easy part. You'll step into a pool or tub of water, and the person baptizing you will quickly dip you under the water, then pull you right back up. Don't worry, you'll have time to hold your nose! After you come out of the water, that's it — you've been baptized!

Getting baptized is a super exciting decision! You're telling the whole world you've chosen to follow Jesus, and that's something to celebrate. Your family and church will be so happy for you, and you'll be able to rely on them to help you keep growing in your relationship with Jesus even after you're baptized.

Activity: How Are You Feeling?

Look at the words below and circle the ones that describe how you feel about baptism. There are also a couple of spots for you to add your own words!

Excited Anxious Happy Worried
Thankful Nervous Ready



MY STORY

PART 3: NEXT STEPS

When we admit we need Jesus, believe in Him, and choose to follow Him, we're writing a story that will forever change our lives. Your story is the process of how your faith in Jesus turned into a relationship with Him, and it's unique to you! Some people have long, complicated stories, while others have pretty simple ones. And once you know your story, you can share it with other people to show them how much Jesus loves you and has changed your life!



Now that you know you're ready to be baptized, what's your story? How did your relationship with Jesus start? On the lines to the right, write out your answer to these questions:

When did you make the decision to follow Jesus?

Why do you want to be baptized?

What does it mean for you to follow Jesus?



PART 4

A NEW LIFE

The background is a solid blue color with a subtle, embossed texture. In the top right corner, there is a white abstract shape resembling a stylized wave or a path, with several small, dark blue, arrow-like shapes pointing downwards along its curve. In the bottom left corner, there is a white spiral graphic that expands outwards.

WHAT HAPPENS AFTER BAPTISM?

PART 4: A NEW LIFE

Baptism isn't the end of your journey — it's only the beginning! Following Jesus doesn't just mean acting the way He did and following His commandments. (Although that's pretty important!) It also means you want to have a close relationship with Jesus by talking to Him and reading the Bible.

As Christians, we try to talk to Jesus daily and live the way He wants us to. Everyone has different ways they spend time with Jesus. Here are some things you can start doing to grow your relationship with Him:

1 **Talk to Him!**

Even though we don't always hear Jesus speak out loud or directly to us, it's important to pray to Him. Jesus loves to hear about what we're thinking and feeling, whether it's good or bad. He also wants us to ask for help when we or someone we know is struggling with something.

“Don't worry about anything; instead, pray about everything. Tell God what you need, and thank him for all he has done.” **Philippians 4:6**

2

Learn more about Him!

The Bible is the greatest tool we have. Reading the Bible not only helps us understand Jesus' story, but also helps us understand OUR story. The more time you spend in God's Word, the more you will act, speak, and think like Jesus. And the good thing is, you can start reading anywhere in the book!

“All Scripture is inspired by God and is useful to teach us what is true and to make us realize what is wrong in our lives. It corrects us when we are wrong and teaches us to do what is right. God uses it to prepare and equip his people to do every good work.” **2 Timothy 3:16-17**

3

Spend time with other Christians!

God created us for community; we're not meant to do life alone! The people around you influence your attitude, thoughts, and actions, so spending time with other Christians will help you live like Jesus.

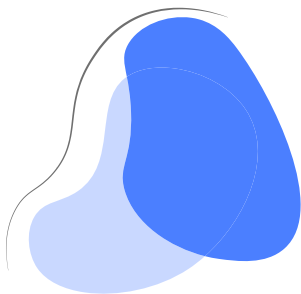



“Two people are better off than one, for they can help each other succeed. If one person falls, the other can reach out and help. But someone who falls alone is in real trouble. Likewise, two people lying close together can keep each other warm. But how can one be warm alone? A person standing alone can be attacked and defeated, but two can stand back-to-back and conquer. Three are even better, for a triple-braided cord is not easily broken.” **Ecclesiastes 4:9-12**



ONE LAST THING FOR KIDS...

PART 4: A NEW LIFE

This is an exciting time — and you have the rest of your life to learn more about Jesus and live like He did! He has a plan for you and is going to do wonderful things in and through you! We're so excited for what He's done in your life, and grateful that He's led you through this booklet. Get ready for the next part of your journey — it's going to be amazing.





ONE LAST THING FOR PARENTS...

PART 4: A NEW LIFE

Parents, you might be wondering... “Is my child really ready to be saved or baptized?”

Following Jesus is a life-changing decision, and when your child is ready to commit to it, the changes in their words and actions will be impossible to miss. This happens when your child realizes the true meaning of having a relationship with Jesus Christ.

Take some time to read the following questions carefully and answer them honestly. Watching your child go through the process of believing in Christ and wanting to get baptized is amazing, but don't rush it! Based on the discussions you've had with your child and their previous answers to the questions in this booklet, you'll know whether they're ready for this big step or not.

- 1 Does my child understand what sin is?
- 2 Do they understand Jesus came to save them from their sin?
- 3 Do they understand what it means to accept Jesus into their heart and follow Him?
- 4 As a parent, have I prayerfully considered my child's faith? Do I feel like baptism is their next step?
- 5 Is my child making this decision on their own?

If you've answered these questions and believe baptism is the next step for your child, ask them if they're ready for a baptism interview. If you're unsure or your child seems to be struggling with specific concepts, go over anything they're having trouble with. This isn't an overnight process. It might take some time for your child to fully grasp the weight of their decision. Let God move and work in their life on His time.

Thank you, parents, for taking the time to work through this booklet with your child. Your support for them is invaluable, and whether they give their life to Jesus in 10 minutes or 10 years, God has used you to bring them closer to Him!



READY FOR AN INTERVIEW?

Scan the QR code below to sign up for a baptism interview!
We can't wait to hear from you and talk with you about
God's work in your life.



